



610

**Trade-wings** Limited

Travel & Travel Related Financial Services

Bhogilal Hargovindas Building 18/20, K. Dubash Marg, Kalaghoda, Fort, Mumbai - 400 023. INDIA  
Tel.: 4230 9455 Fax: 2204 6053 E-mail: kirti@twlforex.com Website: www.twlforex.com

Date: 9<sup>th</sup> December, 2014

To,  
DCS-CRD.  
The Bombay Stock Exchange Limited  
Phiroze Jeejeebhoy Tower,  
Dalal Street,  
**Mumbai – 400 001.**

**Kind Atten: Ms. Chitra Sekhar – DCS-CRD.**

Dear Sir,

Sub.: Shareholding pattern for the quarter ended 30<sup>th</sup> September, 2014 pursuant to clause 35 of the listing agreement

Ref. : Your email dated 21<sup>st</sup> November, 2014 on the above said subject


Enclosed please find the revised statement of shareholding pattern pursuant to Clause 35 of the Listing Agreement for the quarter ended 30<sup>th</sup> September, 2014.

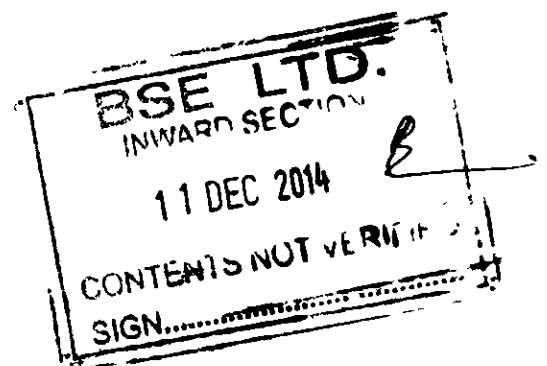
Kindly acknowledge receipt of the same.

Thanking You,

Yours truly,

For TRADE-WINGS LIMITED

  
(Director)



Encl: as above.

**Introductory sub-table (I)(a)**

<b>Name of the Company: TRADE WINGS LIMITED</b>			
<b>Scrip Code, Name of the scrip, class of security: 509953, TRADWIN, EQUITY</b>			
<b>Quarter ended: 30th September, 2014</b>			
<b>Partly paid-up shares:-</b>	<b>No. of partly paid-up shares</b>	<b>As a % of total no. of partly paid-up shares</b>	<b>As a % of total no. of shares of the company</b>
Held by promoter/promoter group	0	0	0
Held by public	0	0	0
<b>Total - D</b>	<b>0</b>	<b>0</b>	<b>0</b>
<b>Outstanding convertible securities:-</b>	<b>No. of outstanding securities</b>	<b>As a % of total no. of outstanding convertible securities</b>	<b>As a % of total no. of shares of the company, assuming full conversion of the convertible securities</b>
Held by promoter/promoter group	0	0	0
Held by public	0	0	0
<b>Total - E</b>	<b>0</b>	<b>0</b>	<b>0</b>
<b>Warrants:-</b>	<b>No. of warrants</b>	<b>As a % of total no. of warrants</b>	<b>As a % of total no. of shares of the company, assuming full conversion of warrants</b>
Held by promoter/promoter group	0	0	0
Held by public	0	0	0
<b>Total - F</b>	<b>0</b>	<b>0</b>	<b>0</b>
<b>Total paid-up capital of the company, assuming full conversion of warrants and convertible securities</b>	<b>0</b>	<b>0</b>	<b>0</b>



**Statement Showing Shareholding Pattern As On 30th September, 2014**

		Table (I)(a)						
Category code	Category of Shareholder	Number of Shareholders	Total number of shares	Number of shares held in dematerialized form	Total shareholding as a percentage of total number of shares		Shares Pledged or otherwise encumbered	
					As a percentage of (A+B)	As a percentage of (A+B+C)	Number of shares	As a percentage
(I)	(II)	(III)	(IV)	(V)	(VI)	(VII)	(VIII)	(IX) = (VIII)/(IV)*100
<b>(A)</b>	<b>Shareholding of Promoter and Promoter Group</b>							
<b>1</b>	<b>Indian</b>							
(a)	Individuals/ Hindu Undivided Family	2	10719	9640	0.36	0.36	0	0.00
(b)	Central Government/ State Government(s)	0	0	0	0.00	0.00	0	0.00
(c)	Bodies Corporate	1	2234341	2234341	74.48	74.47	0	0.00
(d)	Financial Institutions/ Banks	0	0	0	0.00	0.00	0	0.00
(e)	Any Others(Specify)	0	0	0	0.00	0.00	0	0.00
(e-i)	Group Companies	0	0	0	0.00	0.00	0	0.00
(e-ii)	Directors / Relatives	0	0	0	0.00	0.00	0	0.00
	<b>Sub Total(A)(1)</b>	<b>3</b>	<b>2245060</b>	<b>2243981</b>	<b>74.84</b>	<b>74.84</b>	<b>0</b>	<b>0.00</b>
<b>2</b>	<b>Foreign</b>							
a	Individuals (Non-Residents Individuals/ Foreign Individuals)	0	0	0	0.00	0.00	0	0.00
b	Bodies Corporate	0	0	0	0.00	0.00	0	0.00
c	Institutions	0	0	0	0.00	0.00	0	0.00




*[Handwritten signature]*

d	Any Others(Specify)	0	0	0	0.00	0.00	0	0.00
	<b>Sub Total(A)(2)</b>	<b>0</b>	<b>0</b>	<b>0</b>	<b>0.00</b>	<b>0.00</b>	<b>0</b>	<b>0.00</b>
	<b>Total Shareholding of Promoter and Promoter Group (A)= (A)(1)+(A)(2)</b>	<b>3</b>	<b>2245060</b>	<b>2243981</b>	<b>74.84</b>	<b>74.84</b>	<b>0</b>	<b>0.00</b>
<b>(B)</b>	<b>Public shareholding</b>							
<b>1</b>	<b>Institutions</b>							
(a)	Mutual Funds/ UTI	0	0	0	0.00	0.00	0	0.00
(b)	Financial Institutions / Banks	0	0	0	0.00	0.00	0	0.00
(c)	Central Government/ State Government(s)	0	0	0	0.00	0.00	0	0.00
(d)	Venture Capital Funds	0	0	0	0.00	0.00	0	0.00
(e)	Insurance Companies	0	0	0	0.00	0.00	0	0.00
(f)	Foreign Institutional Investors	0	0	0	0.00	0.00	0	0.00
(g)	Foreign Venture Capital Investors	0	0	0	0.00	0.00	0	0.00
(h)	Any Other (specify)	0	0	0	0.00	0.00	0	0.00
	<b>Sub-Total (B)(1)</b>	<b>0</b>	<b>0</b>	<b>0</b>	<b>0.00</b>	<b>0.00</b>	<b>0</b>	<b>0.00</b>
<b>B 2</b>	<b>Non-institutions</b>							
(a)	Bodies Corporate	19	626187	3136	20.87	20.87	0	0.00
(b)	Individuals	0	0	0	0.00	0.00	0	0.00
I	Individuals -i. Individual shareholders holding nominal share capital up to Rs 1 lakh	778	92403	28891	3.08	3.08	0	0.00
II	ii. Individual shareholders holding nominal share capital in excess of Rs. 1 lakh.	1	35395	35395	1.18	1.18	0	0.00



*[Handwritten signature]*

(c)	Any Other (specify)	0	0	0	0.00	0 00	0	0.00
(c-i)	Non Resident Indians	1	60	60	0.00	0.00	0	0 00
(c-ii)	Clearing Member	1	895	895	0.02	0.02	0	0.00
	<b>Sub-Total (B)(2)</b>	<b>800</b>	<b>754940</b>	<b>68177</b>	<b>25.16</b>	<b>25.16</b>	<b>0</b>	<b>0.00</b>
(B)	<b>Total Public Shareholding (B)= (B)(1)+(B)(2)</b>	<b>800</b>	<b>754940</b>	<b>68377</b>	<b>25.16</b>	<b>25.16</b>	<b>0</b>	<b>0.00</b>
	<b>TOTAL (A)+(B)</b>	<b>803</b>	<b>3000000</b>	<b>2312358</b>	<b>100.00</b>	<b>100.00</b>	<b>0</b>	<b>0.00</b>
(C)	<b>Shares held by Custodians and against which Depository Receipts have been issued</b>							
1	Promoter and Promoter Group	0	0	0	0	0.00	0	0 00
2	Public	0	0	0	0	0.00	0	0
	<b>Sub-Total (C)</b>	<b>0</b>	<b>0</b>	<b>0</b>	<b>0</b>	<b>0</b>	<b>0</b>	<b>0</b>
	<b>GRAND TOTAL (A)+(B)+(C)</b>	<b>803</b>	<b>3000000</b>	<b>2312358</b>	<b>0</b>	<b>100.00</b>	<b>0</b>	<b>0.00</b>





**Notes**

SHAREHOLDING PATTERN FOR THE QUARTER ENDED 30TH SEPTEMBER, 2014

---

---

---

---

---

---

---

---



A handwritten signature in black ink, consisting of a large loop and several horizontal strokes.



(D)(c)(i) S

category "Public" and holding more than 1% of the total number of shares

Sr. No.	Name of the shareholder	Number of shares held	Shares as a percentage of total number of shares {i.e., Grand Total (A)+(B)+(C) indicated in Statement at para (I)(a) above}	Details of warrants		Details of convertible securities		Total shares (including underlying shares assuming full conversion of warrants and convertible securities) as a % of diluted share capital
				Number of warrants held	As a % total number of warrants of the same class	Number of convertible securities held	% w.r.t total number of convertible securities of the same class	
1	Benjo Holdings Pvt Ltd	187736	6.26	0	0	0	0	0
2	Sagarkanya Inv & Finance P. Ltd.	184525	6.15	0	0	0	0	0
3	Vishwadeep Invt. & Fin Pvt Ltd.	181870	6.06	0	0	0	0	0
4	Vishwabharti Holdings Pvt. Ltd.	64320	2.14	0	0	0	0	0
5	Urmila Ramgopal Agarwal	35395	1.17	0	0	0	0	0
<b>TOTAL</b>		<b>653846</b>	<b>21.79</b>	<b>0</b>		<b>0</b>	<b>0</b>	<b>0</b>



A handwritten signature in black ink, consisting of a large loop and a horizontal line extending to the right.



**(I)(c)(ii) Statement showing holding of securities (including shares, warrants, convertible securities) of persons (together with PAC) belonging to the category "Public" and holding more than 5% of the total number of shares of the company**

Sr. No.	Name(s) of the shareholder(s) and the Persons Acting in Concert (PAC) with them	Number of shares	Shares as a percentage of total number of shares {i.e., Grand Total (A)+(B)+(C) indicated in Statement at para (I)(a) above}	Details of warrants		Details of convertible securities		Total shares (including underlying shares assuming full conversion of warrants and convertible securities) as a % of diluted share capital
				Number of warrants	As a % total number of warrants of the same class	Number of convertible securities held	% w.r.t total number of convertible securities of the same	
1	Benjo Holdings Pvt Ltd.	187736	6.26	0	0	0	0	0
2	Sagarkanya Inv & Finance P Ltd.	184525	6.15	0	0	0	0	0
3	Vishwadeep Invt & Fin Pvt. Ltd.	181870	6.06	0	0	0	0	0
<b>TOTAL</b>		<b>554131</b>	<b>18.47</b>	<b>0</b>	<b>0</b>	<b>0</b>	<b>0</b>	<b>0</b>



*[Handwritten signature]*

**(I)(d) Statement showing details of locked-in shares**

Sr. No.	Name of the shareholder	Number of locked-in shares	Locked-in shares as a percentage of total number of shares {i.e., Grand Total (A)+(B)+(C) indicated in Statement at para (I)(a) above}
1		0	0.00
2		0	0.00
3		0	0.00
4		0	0.00
5		0	0.00
6		0	0.00
7		0	0.00
8		0	0.00
9		0	0.00
		0	
		0	
<b>TOTAL</b>		<b>0</b>	<b>0.00</b>



A handwritten signature in black ink, consisting of a large loop and a long horizontal stroke extending to the right.

(II)(a) Statement showing details of Depository Receipts (DRs)

Sr. No.	Type of outstanding DR (ADRs, GDRs, SDRs, etc.)	Number of outstanding DRs	Number of shares underlying outstanding DRs	Shares underlying outstanding DRs as a percentage of total number of shares {i.e., Grand Total (A)+(B)+(C) indicated in Statement at para (I)(a) above}
1		0	0	0.00
2		0	0	0.00
3		0	0	0.00
4		0	0	0.00
5		0	0	0.00
6		0	0	0.00
7		0	0	0.00
8		0	0	0.00
9		0	0	0.00
10		0	0	0.00
11		0	0	0.00
<b>TOTAL</b>		<b>0</b>	<b>0</b>	<b>0.00</b>



A handwritten signature in black ink, consisting of a large, stylized letter 'J' followed by a horizontal line and a small flourish.

**(II)(b) Statement showing holding of Depository Receipts (DRs), where underlying shares held by "promoter/promoter group" are in excess of 1% of the total number of shares**

Sr. No.	Name of the DR Holder	Type of outstanding DR (ADRs, GDRs, SDRs, etc.)	Number of shares underlying outstanding DRs	Shares underlying outstanding DRs as a percentage of total number of shares {i.e., Grand Total (A)+(B)+(C) indicated in Statement at para (I)(a) above}
1			0	0.00
2			0	0.00
3			0	0.00
4			0	0.00
5			0	0.00
6			0	0.00
7			0	0.00
8			0	0.00
9			0	0.00
10			0	0.00
11			0	0.00
<b>TOTAL</b>			<b>0</b>	<b>0.00</b>



A handwritten signature in black ink, consisting of a large, stylized initial 'J' followed by a horizontal line and a small flourish.