



**Trade-wings**  
LIMITED

olc

Bhogilal Building 1st Flr , 18/20,  
K Dubash Marg, Kala Ghoda,  
Fort, Mumbai - 400 023 INDIA  
Phone + 91 (022) 4230 9434  
Fax + 91 (022) 2204 6053  
6633 4223  
E-mail bomtravel@twltravel.com  
Website www.twltravel.com

Date: 17<sup>th</sup> April, 2014.

To,  
DCS-CRD.  
The Bombay Stock Exchange Limited  
Phiroze Jeejeebhoy Tower,  
Dalal Street,  
Mumbai – 400 001.

**Kind Atten: Ms. Chitra Sekhar – DCS-CRD.**  
**Sub.: Shareholding pattern for the quarter ended 31<sup>st</sup> March, 2014.**

Dear Sir,



Enclosed please find the statement of shareholding pattern pursuant to Clause 35 of the Listing Agreement for the quarter ended 31<sup>st</sup> March, 2014.

Kindly acknowledge receipt of the same.

Thanking You,

Yours truly,

For TRADE-WINGS LIMITED

  
(Director) 

Encl: as above.




Independently owned and operated  
by Trade-wings Limited



Members : AFTA • ASTA • IATA • JATA • PATA • TAAI • UFTAA • USTOA • ACAA  
Registered Office : 6, Mascarenhas Building, M. G. Road, Panji Goa - 403 001. India.

## Introductory sub-table (I)(a)

Name of the Company: TRADE-WINGS LIMITED			
Scrip Code, Name of the scrip, class of security: 509953			
Quarter ended: MARCH 31, 2014			
<b>Partly paid-up shares:-</b>			
	No. of partly paid-up shares	As a % of total no. of partly paid-up shares	As a % of total no. of shares of the company
Held by promoter/promoter group	0	0	0
Held by public	0	0	0
<b>Total</b>	<b>0</b>	<b>0</b>	<b>0</b>
<b>Outstanding convertible securities:-</b>			
	No. of outstanding securities	As a % of total no. of outstanding convertible securities	As a % of total no. of shares of the company, assuming full conversion of the convertible securities
Held by promoter/promoter group	0	0	0
Held by public	0	0	0
<b>Total</b>	<b>0</b>	<b>0</b>	<b>0</b>
<b>Warrants:-</b>			
	No. of warrants	As a % of total no. of warrants	As a % of total no. of shares of the company, assuming full conversion of warrants
Held by promoter/promoter group	0	0	0
Held by public	0	0	0
<b>Total</b>	<b>0</b>	<b>0</b>	<b>0</b>
Total paid-up capital of the company, assuming full conversion of warrants and convertible securities		3000000	100

For Trade Wings Limited  
  
 Director/Authorized Signatory



**Statement Showing Shareholding Pattern**

Category code	Category of Shareholder	Number of Shareholders	Table (I)(a)		Total shareholding as a percentage of total number of shares		Shares Pledged or otherwise encumbered	
			Total number of shares	Number of shares held in dematerialized form	As a percentage of (A+B) <sup>1</sup>	As a percentage of (A+B+C)	Number of shares	As a percentage
			(IV)	(V)	(VI)	(VII)	(VIII)	(IX) = (VIII)/(IV)*100
(A)	<b>Shareholding of Promoter and Promoter Group</b>							
1	<b>Indian</b>							
(a)	Individuals/ Hindu Undivided Family	2	10719	9640	0.36	0.36	0	0.00
(b)	Central Government/ State Government(s)	0	0	0	0.00	0.00	0	0.00
(c)	Bodies Corporate	1	2234341	2234341	74.48	74.48	0	0.00
(d)	Financial Institutions/ Banks	0	0	0	0.00	0.00	0	0.00
(e)	Any Others(Specify)	0	0	0	0.00	0.00	0	0.00
(e-i)	Directors / Relatives	0	0	0	0.00	0.00	0	0.00
(e-ii)	Group Companies	0	0	0	0.00	0.00	0	0.00
	<b>Sub Total(A)(1)</b>	<b>3</b>	<b>2245060</b>	<b>2243981</b>	<b>74.84</b>	<b>74.84</b>	<b>0</b>	<b>0.00</b>
2	<b>Foreign</b>							
a	Individuals (Non-Residents Individuals/ Foreign Individuals)	0	0	0	0.00	0.00	0	0.00
b	Bodies Corporate	0	0	0	0.00	0.00	0	0.00
c	Institutions	0	0	0	0.00	0.00	0	0.00
d	Qualified Foreign Investor	0	0	0	0.00	0.00	0	0.00
e	Any Others(Specify)	0	0	0	0.00	0.00	0	0.00
e-i		0	0	0	0.00	0.00	0	0.00
e-ii		0	0	0	0.00	0.00	0	0.00
	<b>Sub Total(A)(2)</b>	<b>0</b>	<b>0</b>	<b>0</b>	<b>0.00</b>	<b>0.00</b>	<b>0</b>	<b>0.00</b>
	<b>Total Shareholding of Promoter and Promoter Group (A) = (A)(1)+(A)(2)</b>	<b>3</b>	<b>2245060</b>	<b>2243981</b>	<b>74.84</b>	<b>74.84</b>	<b>0</b>	<b>0.00</b>
(B)	<b>Public shareholding</b>							
1	<b>Institutions</b>							
(a)	Mutual Funds/ UTI	0	0	0	0.00	0.00	0	0.00
(b)	Financial Institutions/ Banks	0	0	0	0.00	0.00	0	0.00
(c)	Central Government/ State Government(s)	0	0	0	0.00	0.00	0	0.00
(d)	Venture Capital Funds	0	0	0	0.00	0.00	0	0.00
(e)	Insurance Companies	0	0	0	0.00	0.00	0	0.00
(f)	Foreign Institutional Investors	0	0	0	0.00	0.00	0	0.00
(g)	Foreign Venture Capital Investors	0	0	0	0.00	0.00	0	0.00
(h)	Qualified Foreign Investor	0	0	0	0.00	0.00	0	0.00
(i)	Any Other (specify)	0	0	0	0.00	0.00	0	0.00
(i-i)		0	0	0	0.00	0.00	0	0.00
(i-ii)		0	0	0	0.00	0.00	0	0.00
	<b>Sub-Total (B)(1)</b>	<b>0</b>	<b>0</b>	<b>0</b>	<b>0.00</b>	<b>0.00</b>	<b>0</b>	<b>0.00</b>
B 2	<b>Non-institutions</b>							
(a)	Bodies Corporate	19	622098	3047	20.74	20.74	0	0.00
(b)	Individuals							
I	Individuals -> Individual shareholders holding nominal share capital up to Rs 1 lakh	787	97527	30015	3.25	3.25	0	0.00
II	Individual shareholders holding nominal share capital in excess of Rs 1 lakh	1	35255	35255	1.18	1.18	0	0.00
(c)	Qualified Foreign Investor	0	0	0	0.00	0.00	0	0.00
(d)	Any Other (specify)	0	0	0	0.00	0.00	0	0.00
(d-i)	Trusts	0	0	0	0.00	0.00	0	0.00
(d-ii)	Clearing Member	0	0	0	0.00	0.00	0	0.00
(d-iii)	Directors / Relatives	0	0	0	0.00	0.00	0	0.00
(d-iv)	Employee	1	60	60	0.00	0.00	0	0.00
(d-v)	Non - Resident Indians (NRI)	0	0	0	0.00	0.00	0	0.00
(d-vi)	Overseas Bodies Corporates	0	0	0	0.00	0.00	0	0.00
(d-vii)	Unclaimed Suspense Account	0	0	0	0.00	0.00	0	0.00
	<b>Sub-Total (B)(2)</b>	<b>808</b>	<b>754940</b>	<b>68377</b>	<b>25.16</b>	<b>25.16</b>	<b>0</b>	<b>0.00</b>
(B)	<b>Total Public Shareholding (B) = (B)(1)+(B)(2)</b>	<b>808</b>	<b>754940</b>	<b>68377</b>	<b>25.16</b>	<b>25.16</b>	<b>0</b>	<b>0.00</b>
	<b>TOTAL (A)+(B)</b>	<b>811</b>	<b>3000000</b>	<b>2312358</b>	<b>100.00</b>	<b>100.00</b>	<b>0</b>	<b>0.00</b>
(C)	<b>Shares held by Custodians and against which Depository Receipts have been issued</b>							
1	Promoter and Promoter Group	0	0	0	0	0.00	0	0.00
2	Public	0	0	0	0	0.00	0	0.00
	<b>Sub-Total (C)</b>	<b>0</b>	<b>0</b>	<b>0</b>	<b>0</b>	<b>0.00</b>	<b>0</b>	<b>0.00</b>
	<b>GRAND TOTAL (A)+(B)+(C)</b>	<b>811</b>	<b>3000000</b>	<b>2312358</b>	<b>100</b>	<b>100.00</b>	<b>0</b>	<b>0.00</b>



**Notes**

Shareholding Pattern for the quarter ended 31st March, 2014



**(I)(b) Statement showing holding of securities (including shares, warrants, convertible securities) of persons belonging to the category "Promoter and Promoter Group"**

Sr. No	Name of the shareholder	Details of Shares held		Encumbered shares (*)			Details of warrants		Details of convertible securities		Total shares (including underlying shares assuming full conversion of warrants and convertible securities) as a % of diluted share capital
		Number of shares held	As a % of grand total (A)+(B)+(C)	No.	As a percentage	As a % of grand total (A)+(B)+(C) of sub-clause (I)(a)	Number of warrants held	As a % total number of warrants of the same class	Number of convertible securities held	As a % total number of convertible securities of the same class	
(i)	(ii)	(iii)	(iv)	(v)	(vi)=(v)/(iii)*100	(vii)	(viii)	(ix)	(x)	(xi)	(xii)
1	Narayani Hospitality & Academic Institution Private Limited	2234341	74.48	0	0.00	0.00	0	0	0	0	0
2	Shailendra Parmeshwarji Mittal	9640	0.32	0	0.00	0.00	0	0	0	0	0
3	Shailendra Mittal Family Trust	1079	0.04	0	0.00	0.00	0	0	0	0	0
<b>TOTAL</b>		<b>2245060</b>	<b>74.84</b>	<b>0</b>	<b>0.00</b>	<b>0.00</b>	<b>0</b>	<b>0</b>	<b>0</b>	<b>0</b>	<b>0</b>

(\*) The term "encumbrance" has the same meaning as assigned to it in regulation 28(3) of the SAST Regulations, 2011



**(I)(c)(i) Statement showing holding of securities (including shares, warrants, convertible securities) of persons belonging to the category "Public" and holding more than 1% of the total number of shares**

Sr. No.	Name of the shareholder	Number of shares held	Shares as a percentage of total number of shares {i.e., Grand Total (A)+(B)+(C) indicated in Statement at para (I)(a) above}	Details of warrants		Details of convertible securities		Total shares (including underlying shares assuming full conversion of warrants and convertible securities) as a % of diluted share capital
				Number of warrants held	As a % total number of warrants of the same class	Number of convertible securities held	% w.r.t total number of convertible securities of the same class	
1	Benjo Holdings Pvt. Ltd.	187736	6.26	0	0	0	0	0
2	Sagarkanya Inv & Finance P. Ltd.	184525	6.15	0	0	0	0	0
3	Vishwadeep Invt. & Fin. Pvt. Ltd.	181870	6.06	0	0	0	0	0
4	Vishwabharti Holdings Pvt. Ltd.	64320	2.14	0	0	0	0	0
5	Urmila Ramgopal Agarwal	35255	1.18	0	0	0	0	0
<b>TOTAL</b>		<b>653706</b>	<b>21.79</b>	<b>0</b>	<b>0</b>	<b>0</b>	<b>0</b>	<b>0</b>



**(I)(c)(ii) Statement showing holding of securities (including shares, warrants, convertible securities) of persons (together with PAC) belonging to the category "Public" and holding more than 5% of the total number of shares of the company**

Sr. No.	Name(s) of the shareholder(s) and the Persons Acting in Concert (PAC) with them	Number of shares	Shares as a percentage of total number of shares {i.e., Grand Total (A)+(B)+(C) indicated in Statement at para (I)(a) above}	Details of warrants		Details of convertible securities		Total shares (including underlying shares assuming full conversion of warrants and convertible securities) as a % of diluted share capital
				Number of warrants	As a % total number of warrants of the same class	Number of convertible securities held	% w.r.t total number of convertible securities of the same class	
1	Benjo Holdings Pvt. Ltd.	187736	6.26	0	0	0	0	0
2	Sagarkanya Inv & Finance P. Ltd.	184525	6.15	0	0	0	0	0
3	Vishwadeep Invt. & Fin. Pvt. Ltd.	181870	6.06	0	0	0	0	0
<b>TOTAL</b>		<b>554131</b>	<b>18.47</b>	<b>0</b>	<b>0</b>	<b>0</b>	<b>0</b>	<b>0</b>



**(I)(d) Statement showing details of locked-in shares**

<b>Sr. No.</b>	<b>Name of the shareholder</b>	<b>Number of locked-in shares</b>	<b>Locked-in shares as a percentage of total number of shares {i.e., Grand Total (A)+(B)+(C) indicated in Statement at para (I)(a) above}</b>
1		0	0.00
2		0	0.00
3		0	0.00
4		0	0.00
<b>TOTAL</b>		<b>0</b>	<b>0.00</b>





**(II)(a) Statement showing details of Depository Receipts (DR**

<b>Sr. No.</b>	<b>Type of outstanding DR (ADRs, GDRs, SDRs, etc.)</b>	<b>Number of outstanding DRs</b>	<b>Number of shares underlying outstanding DRs</b>	<b>Shares underlying outstanding DRs as a percentage of total number of shares {i.e., Grand Total (A)+(B)+(C) indicated in Statement at para (I)(a) above}</b>
1		0	0	0.00
2		0	0	0.00
3		0	0	0.00
4		0	0	0.00
<b>TOTAL</b>		<b>0</b>	<b>0</b>	<b>0.00</b>



**(II)(b) Statement showing holding of Depository Receipts (DRs), where underlying shares held by "promoter/promoter group" are in excess of 1% of the total number of shares**

Sr. No.	Name of the DR Holder	Type of outstanding DR (ADRs, GDRs, SDRs, etc.)	Number of shares underlying outstanding	Shares underlying outstanding DRs as a percentage of total number of shares {i.e., Grand Total (A)+(B)+(C) indicated in Statement at para (I)(a) above}
1		0	0	0.00
2		0	0	0.00
3		0	0	0.00
4		0	0	0.00
5		0	0	0.00
<b>TOTAL</b>			<b>0</b>	<b>0.00</b>

