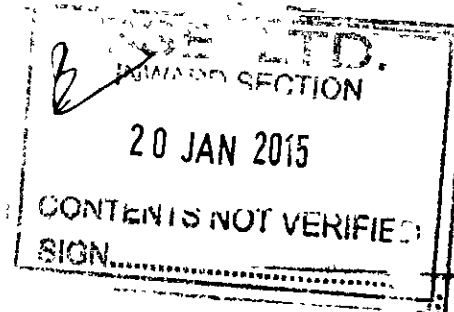




Bhogilal Building 2nd Flr., 18/20,
K. Dubash Marg, Kala Ghoda,
Fort, Mumbai - 400 023, INDIA
Phone : + 91 (022) 4230 9434
Fax : + 91 (022) 2204 6053
E-mail : bomtravel@twltravel.com
Website : www.twltravel.com

Date: 20th January, 2015

To,
DCS-CRD.
The Bombay Stock Exchange Limited
Phiroze Jeejeebhoy Tower,
Dalal Street,
Mumbai - 400 001.



Kind Atten: Ms. Chitra Sekhar - DCS-CRD.
SUB.: CLAUSE 35 OF THE LISTING AGREEMENT.

Dear Sir,

Enclosed please find the statement of shareholding pattern pursuant to Clause 35 of the Listing Agreement for the quarter ended 31st December, 2014.


Kindly acknowledge receipt of the same.

Thanking You,

Yours truly,

For TRADE-WINGS LIMITED


Rajan Dari
(Director)
(DIN 00221927)



Add.: Brindavan Vaibhav CHSL,
18A/15, Brindavan,
Thane (West) 400 601

Introductory sub-table (I)(a)

Name of the Company: TRADE WINGS LIMITED			
Scrip Code, Name of the scrip, class of security: 509953, TRADWIN, EQUITY			
Quarter ended: 31st December, 2014			
Partly paid-up shares:-	No. of partly paid-up shares	As a % of total no. of partly paid-up shares	As a % of total no. of shares of the company
Held by promoter/promoter group	0	0	0
Held by public	0	0	0
	0	0	0
Total - D	0	0	0
Outstanding convertible securities:-	No. of outstanding securities	As a % of total no. of outstanding convertible securities	As a % of total no. of shares of the company, assuming full conversion of the convertible securities
Held by promoter/promoter group	0	0	0
Held by public	0	0	0
	0	0	0
Total - E	0	0	0
Warrants:-	No. of warrants	As a % of total no. of warrants	As a % of total no. of shares of the company, assuming full conversion of warrants
Held by promoter/promoter group	0	0	0
Held by public	0	0	0
	0	0	0
Total - F	0	0	0
Total paid-up capital of the company, assuming full conversion of warrants and convertible securities	0	0	0



Statement Showing Shareholding Pattern As On 31st December, 2014

			Table (I)(a)					
Category code	Category of Shareholder	Number of Shareholders	Total number of shares	Number of shares held in dematerialized form	Total shareholding as a percentage of total number of shares		Shares Pledged or otherwise encumbered	
					As a percentage of (A+B)	As a percentage of (A+B+C)	Number of shares	As a percentage
(I)	(II)	(III)	(IV)	(V)	(VI)	(VII)	(VIII)	(IX) = (VIII)/(IV)*100
(A)	Shareholding of Promoter and Promoter Group							
1	Indian							
(a)	Individuals/ Hindu Undivided Family	1	9640	9640	0.32	0.32	0	0.00
(b)	Central Government/ State Government(s)	0	0	0	0.00	0.00	0	0.00
(c)	Bodies Corporate	2	2238341	2234341	74.61	74.61	0	0.00
(d)	Financial Institutions/ Banks	0	0	0	0.00	0.00	0	0.00
(e)	Any Others(Specify)	0	0	0	0.00	0.00	0	0.00
(e-i)	Group Companies	0	0	0	0.00	0.00	0	0.00
(e-ii)	Directors / Relatives	0	0	0	0.00	0.00	0	0.00
(e-iii)	Trusts	1	1079		0.03	0.03		
	Sub Total(A)(1)	4	2249060	2243981	74.96	74.96	0	0.00
2	Foreign							
a	Individuals (Non-Residents Individuals/ Foreign Individuals)	0	0	0	0.00	0.00	0	0.00
b	Bodies Corporate	0	0	0	0.00	0.00	0	0.00
c	Institutions	0	0	0	0.00	0.00	0	0.00



d	Any Others(Specify)	0	0	0	0.00	0.00	0	0.00
	Sub Total(A)(2)	0	0	0	0.00	0.00	0	0.00
	Total Shareholding of Promoter and Promoter Group (A)= (A)(1)+(A)(2)	4	2249060	2243981	74.96	74.96	0	0.00
(B)	Public shareholding							
1	Institutions							
(a)	Mutual Funds/ UTI	0	0	0	0.00	0.00	0	0.00
(b)	Financial Institutions / Banks	0	0	0	0.00	0.00	0	0.00
(c)	Central Government/ State Government(s)	0	0	0	0.00	0.00	0	0.00
(d)	Venture Capital Funds	0	0	0	0.00	0.00	0	0.00
(e)	Insurance Companies	0	0	0	0.00	0.00	0	0.00
(f)	Foreign Institutional Investors	0	0	0	0.00	0.00	0	0.00
(g)	Foreign Venture Capital Investors	0	0	0	0.00	0.00	0	0.00
(h)	Any Other (specify)	0	0	0	0.00	0.00	0	0.00
	Sub-Total (B)(1)	0	0	0	0.00	0.00	0	0.00
B 2	Non-institutions							
(a)	Bodies Corporate	18	622187	3136	20.73	20.73	0	0.00
(b)	Individuals	0	0	0	0.00	0.00	0	0.00
I	Individuals -i. Individual shareholders holding nominal share capital up to Rs 1 lakh	779	93297	29835	3.10	3.10	0	0.00
II	ii. Individual shareholders holding nominal share capital in excess of Rs. 1 lakh.	1	35396	35396	1.18	1.18	0	0.00



(c)	Any Other (specify)	0	0	0	0.00	0.00	0	0.00
(c-i)	Non Resident Indians	1	60	60	0.00	0.00	0	0.00
(c-ii)	Clearing Member						0	0.00
	Sub-Total (B)(2)	799	750940	68427	25.03	25.03	0	0.00
(B)	Total Public Shareholding (B)= (B)(1)+(B)(2)	799	750940	68427	25.03	25.03	0	0.00
	TOTAL (A)+(B)	803	3000000	2312408	100.00	100.00	0	0.00
(C)	Shares held by Custodians and against which Depository Receipts have been issued							
1	Promoter and Promoter Group	0	0	0	0	0.00	0	0.00
2	Public	0	0	0	0	0.00	0	0
	Sub-Total (C)	0	0	0	0	0	0	0
	GRAND TOTAL (A)+(B)+(C)	803	3000000	2312408	0	100.00	0	0.00



Sr. No.	Notes
1	Shareholding pattern for the quarter ended 31st December, 2014
2	4000 Equity shares of the Company held by S Rose And Company Limited (transferor company) has been transferred to Narayani Hospitality & Academic Institution Pvt Ltd (transferee company), the promoter company, vide amalgamation order dated 22nd November, 2013 passed by Hon'ble Bombay High Court.



(I)(b) Statement showing holding of securities (including shares, warrants, convertible securities) of persons belonging to the category “Promoter and Promoter Group”

Sr. No.	Name of the shareholder	Details of Shares held		Encumbered shares (*)			Details of warrants		Details of convertible securities		Total shares (including underlying shares assuming full conversion of warrants and convertible securities) as a
		Number of shares held	As a % of grand total (A) + (B) + (C)	No.	As a percentage	As a % of grand total (A)+(B)+(C) of sub-clause (I)(a)	Number of warrants held	As a % total number of warrants of the same class	Number of convertible securities held	As a % total number of convertible securities of the same class	
(I)	(II)	(III)	(IV)	(V)	(VI)=(V)/(III)*100	(VII)	(VIII)	(IX)	(X)	(XI)	(XII)
1	Narayani Hospitality & Academic Institution Private Limited	2234341	74.48	0	0.00	0.00	0	0	0	0	0
2	Shailendra P Mittal	9640	0.32	0	0.00	0.00	0	0	0	0	0
3	Shailendra Mittal Family Trust	1079	0.04	0	0.00	0.00	0	0	0	0	0
4	Narayani Hospitality & Academic Institution Private Limited	4000	0.13	0	0.00	0.00	0	0	0	0	0
TOTAL		2249060	74.97	0	0.00	0.00	0	0	0	0	0


(*) The term “encumbrance” has the same meaning as assigned to it in regulation 28(3) of the SAST Regulations, 2011



(D)(c)(i) S


category "Public" and holding more than 1% of the total number of shares

Sr. No.	Name of the shareholder	Number of shares held	Shares as a percentage of total number of shares {i.e., Grand Total (A)+(B)+(C) indicated in Statement at para (I)(a) above}	Details of warrants		Details of convertible securities		Total shares (including underlying shares assuming full conversion of warrants and convertible securities) as a % of diluted share capital
				Number of warrants held	As a % total number of warrants of the same class	Number of convertible securities held	% w.r.t total number of convertible securities of the same class	
1	Benjo Holdings Pvt. Ltd	187736	6.26	0	0	0	0	0
2	Sagarkanya Inv & Finance P. Ltd.	184525	6.15	0	0	0	0	0
3	Vishwadeep Invt. & Fin. Pvt. Ltd.	181870	6.06	0	0	0	0	0
4	Vishwabharti Holdings Pvt. Ltd.	64320	2.14	0	0	0	0	0
5	Urmila Ramgopal Agarwal	35396	1.17	0	0	0	0	0
TOTAL		653847	21.79	0		0	0	0




(I)(c)(ii) Statement showing holding of securities (including shares, warrants, convertible securities) of persons (together with PAC) belonging to the category “Public” and holding more than 5% of the total number of shares of the company

Sr. No.	Name(s) of the shareholder(s) and the Persons Acting in Concert (PAC) with them	Number of shares	Shares as a percentage of total number of shares {i.e., Grand Total (A)+(B)+(C) indicated in Statement at para (I)(a) above}	Details of warrants		Details of convertible securities		Total shares (including underlying shares assuming full conversion of warrants and convertible securities) as a % of diluted share capital
				Number of warrants	As a % total number of warrants of the same class	Number of convertible securities held	% w.r.t total number of convertible securities of the same	
1	Benjo Holdings Pvt. Ltd.	187736	6.26	0	0	0	0	0
2	Sagarkanya Inv & Finance P. Ltd.	184525	6.15	0	0	0	0	0
3	Vishwadeep Invt. & Fin. Pvt. Ltd.	181870	6.06	0	0	0	0	0
TOTAL		554131	18.47	0	0	0	0	0




(I)(d) Statement showing details of locked-in shares

Sr. No.	Name of the shareholder	Number of locked-in shares	Locked-in shares as a percentage of total number of shares {i.e., Grand Total (A)+(B)+(C) indicated in Statement at para (I)(a) above}
1		0	0.00
2		0	0.00
3		0	0.00
4		0	0.00
5		0	0.00
6		0	0.00
7		0	0.00
8		0	0.00
9		0	0.00
		0	
		0	
TOTAL		0	0.00



(II)(a) Statement showing details of Depository Receipts (DRs)

Sr. No.	Type of outstanding DR (ADRs, GDRs, SDRs, etc.)	Number of outstanding DRs	Number of shares underlying outstanding DRs	Shares underlying outstanding DRs as a percentage of total number of shares {i.e., Grand Total (A)+(B)+(C) indicated in Statement at para (I)(a) above}
1		0	0	0.00
2		0	0	0.00
3		0	0	0.00
4		0	0	0.00
5		0	0	0.00
6		0	0	0.00
7		0	0	0.00
8		0	0	0.00
9		0	0	0.00
10		0	0	0.00
11		0	0	0.00
TOTAL		0	0	0.00



(II)(b) Statement showing holding of Depository Receipts (DRs), where underlying shares held by "promoter/promoter group" are in excess of 1% of the total number of shares

Sr. No.	Name of the DR Holder	Type of outstanding DR (ADRs, GDRs, SDRs, etc.)	Number of shares underlying outstanding DRs	Shares underlying outstanding DRs as a percentage of total number of shares {i.e., Grand Total (A)+(B)+(C) indicated in Statement at para (I)(a) above}
1			0	0.00
2			0	0.00
3			0	0.00
4			0	0.00
5			0	0.00
6			0	0.00
7			0	0.00
8			0	0.00
9			0	0.00
10			0	0.00
11			0	0.00
TOTAL			0	0.00

