



**Trade-wings**  
L I M I T E D

Bhogilal Building 1st Flr., 18/20,  
K. Dubash Marg, Kala Ghoda,  
Fort, Mumbai - 400 023. INDIA  
Phone : + 91 (022) 4230 9434  
Fax : + 91 (022) 2204 6053  
6633 4223  
E-mail : bomtravel@twitravel.com  
Website : www.twitravel.com

Date: 19<sup>th</sup> April, 2013.

To,  
DCS-CRD.  
The Bombay Stock Exchange Limited  
Phiroze Jeejeebhoy Tower,  
Dalal Street,  
Mumbai – 400 001.

**Kind Atten: Ms. Chitra Sekhar – DCS-CRD.**  
**Sub.: Shareholding pattern for the quarter ended 31<sup>st</sup> March, 2013.**

Dear Sir,

Enclosed please find the statement of shareholding pattern pursuant to Clause 35 of the Listing Agreement for the quarter ended 31<sup>st</sup> March, 2013.

Kindly acknowledge receipt of the same.

Thanking You,

Yours truly,

For TRADE-WINGS LIMITED

  
(Director/Authorized Signatory)

Encl: as above.




Independently owned and operated  
by Trade-wings Limited



Members : AFTA • ASTA • IATA • JATA • PATA • TAAI • UFTAA • USTOA • ACAAI  
Registered Office : 6, Mascarenhas Building, M. G. Road, Panji Goa - 403 001. India.

Introductory sub-table (I)(a)

<b>Name of the Company: TRADE WINGS LIMITED</b>				
<b>Scrip Code, Name of the scrip, class of security: 509953, TRADWIN, EQUITY</b>				
<b>Quarter ended: 31st March, 2013</b>				
<b>Partly paid-up shares:-</b>				
	<b>No. of partly paid-up shares</b>	<b>As a % of total no. of partly paid-up shares</b>	<b>As a % of total no. of shares of the company</b>	
Held by promoter/promoter group	0	0		0
Held by public	0	0		0
	0	0		0
<b>Total - D</b>	<b>0</b>	<b>0</b>		<b>0</b>
<b>Outstanding convertible securities:-</b>				
	<b>No. of outstanding securities</b>	<b>As a % of total no. of outstanding convertible securities</b>	<b>As a % of total no. of shares of the company, assuming full conversion of the convertible securities</b>	
Held by promoter/promoter group	0	0		0
Held by public	0	0		0
	0	0		0
<b>Total - E</b>	<b>0</b>	<b>0</b>		<b>0</b>
<b>Warrants:-</b>				
	<b>No. of warrants</b>	<b>As a % of total no. of warrants</b>	<b>As a % of total no. of shares of the company, assuming full conversion of warrants</b>	
Held by promoter/promoter group	0	0		0
Held by public	0	0		0
	0	0		0
<b>Total - F</b>	<b>0</b>	<b>0</b>		<b>0</b>
<b>Total paid-up capital of the company, assuming full conversion of warrants and convertible securities</b>				
	0	0		0




## Statement Showing Shareholding Pattern

			Table (I)(a)					
Category code	Category of Shareholder	Number of Shareholders	Total number of shares	Number of shares held in dematerialized form	Total shareholding as a percentage of total number of shares		Shares Pledged or otherwise encumbered	
					As a percentage of (A+B)	As a percentage of (A+B+C)	Number of shares	As a percentage
(I)	(II)	(III)	(IV)	(V)	(VI)	(VII)	(VIII)	(IX)= (VIII)/(IV)*100
<b>(A)</b>	<b>Shareholding of Promoter and Promoter Group</b>							
<b>1</b>	<b>Indian</b>							
(a)	Individuals/ Hindu Undivided Family	2	10719	9640	0.36	0.36	0	0.00
(b)	Central Government/ State Government(s)	0	0	0	0.00	0.00	0	0.00
(c)	Bodies Corporate	1	2267341	2267341	75.58	75.58	0	0.00
(d)	Financial Institutions/ Banks	0	0	0	0.00	0.00	0	0.00
(e)	Any Others(Specify)	0	0	0	0.00	0.00	0	0.00
(e-i)	Group Companies	0	0	0	0.00	0.00	0	0.00
(e-ii)	Directors / Relatives	0	0	0	0.00	0.00	0	0.00
	<b>Sub Total(A)(1)</b>	<b>3</b>	<b>2278060</b>	<b>2276981</b>	<b>75.94</b>	<b>75.94</b>	<b>0</b>	<b>0.00</b>
<b>2</b>	<b>Foreign</b>							
a	Individuals (Non-Residents Individuals/ Foreign Individuals)	0	0	0	0.00	0.00	0	0.00
b	Bodies Corporate	0	0	0	0.00	0.00	0	0.00
c	Institutions	0	0	0	0.00	0.00	0	0.00



d	Any Others(Specify)	0	0	0	0.00	0.00	0	0.00
	<b>Sub Total(A)(2)</b>	<b>0</b>	<b>0</b>	<b>0</b>	<b>0.00</b>	<b>0.00</b>	<b>0</b>	<b>0.00</b>
	<b>Total Shareholding of Promoter and Promoter Group (A)= (A)(1)+(A)(2)</b>	<b>3</b>	<b>2278060</b>	<b>2276981</b>	<b>75.94</b>	<b>75.94</b>	<b>0</b>	<b>0.00</b>
<b>(B)</b>	<b>Public shareholding</b>							
<b>1</b>	<b>Institutions</b>							
(a)	Mutual Funds/ UTI	0	0	0	0.00	0.00	0	0.00
(b)	Financial Institutions / Banks	0	0	0	0.00	0.00	0	0.00
(c)	Central Government/ State Government(s)	0	0	0	0.00	0.00	0	0.00
(d)	Venture Capital Funds	0	0	0	0.00	0.00	0	0.00
(e)	Insurance Companies	0	0	0	0.00	0.00	0	0.00
(f)	Foreign Institutional Investors	0	0	0	0.00	0.00	0	0.00
(g)	Foreign Venture Capital Investors	0	0	0	0.00	0.00	0	0.00
(h)	Any Other (specify)	0	0	0	0.00	0.00	0	0.00
	<b>Sub-Total (B)(1)</b>	<b>0</b>	<b>0</b>	<b>0</b>	<b>0.00</b>	<b>0.00</b>	<b>0</b>	<b>0.00</b>
<b>B 2</b>	<b>Non-institutions</b>							
(a)	Bodies Corporate	19	626378	3327	20.88	20.88	20.88	0.00
(b)	Individuals	0	0	0	0.00	0.00	0	0.00
I	Individuals -i. Individual shareholders holding nominal share capital up to Rs 1 lakh	802	95478	31716	3.18	3.18	0	0.00
II	ii. Individual shareholders holding nominal share capital in excess of Rs. 1 lakh.	0	0	0	0.00	0.00	0	0.00



(c)	Any Other (specify)				0.00	0.00	0	0.00
(c-i)	Non Resident Indians	1	60	60	0.00	0.00	0	0.00
(c-ii)	Clearing Member	1	24	24	0.00	0.00	0	0.00
	<b>Sub-Total (B)(2)</b>	<b>823</b>	<b>721940</b>	<b>35127</b>	<b>24.06</b>	<b>24.06</b>	<b>0</b>	<b>0.00</b>
(B)	<b>Total Public Shareholding (B)= (B)(1)+(B)(2)</b>	<b>823</b>	<b>721940</b>	<b>35127</b>	<b>24.06</b>	<b>24.06</b>	<b>0</b>	<b>0.00</b>
	<b>TOTAL (A)+(B)</b>	<b>826</b>	<b>3000000</b>	<b>2312108</b>	<b>100.00</b>	<b>100.00</b>	<b>0</b>	<b>0.00</b>
(C)	<b>Shares held by Custodians and against which Depository Receipts have been issued</b>							
1	Promoter and Promoter Group	0	0	0	0	0.00	0	0.00
2	Public	0	0	0	0	0.00	0	0
	<b>Sub-Total (C)</b>	<b>0</b>	<b>0</b>	<b>0</b>	<b>0</b>	<b>0</b>	<b>0</b>	<b>0</b>
	<b>GRAND TOTAL (A)+(B)+(C)</b>	<b>826</b>	<b>3000000</b>	<b>2312108</b>	<b>0</b>	<b>100.00</b>	<b>0</b>	<b>0.00</b>



Notes




**(I)(b) Statement showing holding of securities (including shares, warrants, convertible securities) of persons belonging to the category “Promoter and Promoter Group”**


Sr. No.	Name of the shareholder	Details of Shares held		Encumbered shares (*)			Details of warrants		Details of convertible securities		Total shares (including underlying shares assuming full conversion of warrants and convertible securities) as a
		Number of shares held	As a % of grand total (A) + (B) + (C)	No.	As a percentage	As a % of grand total (A)+(B)+(C) of sub-clause (I)(a)	Number of warrants held	As a % total number of warrants of the same class	Number of convertible securities held	As a % total number of convertible securities of the same class	
(I)	(II)	(III)	(IV)	(V)	(VI)=(V)/(III)*100	(VII)	(VIII)	(IX)	(X)	(XI)	(XII)
1	Appease Investments & Finance Private Limited	2267341	75.58	0	0.00	0.00	0	0	0	0	0
2	Shailendra P Mittal	9640	0.32	0	0.00	0.00	0	0	0	0	0
3	Shailendra Mittal Family Trust	1079	0.04	0	0.00	0.00	0	0	0	0	0
			0.00		0.00	0.00	0	0	0	0	0
<b>TOTAL</b>		<b>2278060</b>	<b>75.94</b>	<b>0</b>	<b>0.00</b>	<b>0.00</b>	<b>0</b>	<b>0</b>	<b>0</b>	<b>0</b>	<b>0</b>

(\* The term “encumbrance” has the same meaning as assigned to it in regulation 28(3) of the SAST Regulations, 2011



**(D)(c)(i) S****category "Public" and holding more than 1% of the total number of shares**

Sr. No.	Name of the shareholder	Number of shares held	Shares as a percentage of total number of shares {i.e., Grand Total (A)+(B)+(C) indicated in Statement at para (I)(a) above}	Details of warrants		Details of convertible securities		Total shares (including underlying shares assuming full conversion of warrants and convertible securities) as a % of diluted share capital
				Number of warrants held	As a % total number of warrants of the same class	Number of convertible securities held	% w.r.t total number of convertible securities of the same class	
1	Benjo Holdings Pvt. Ltd.	187736	6.26	0	0	0	0	0
2	Sagarkanya Inv & Finance P. Ltd.	184525	6.15	0	0	0	0	0
3	Vishwadeep Invt. & Fin. Pvt. Ltd.	181870	6.06	0	0	0	0	0
4	Vishwabharti Holdings Pvt. Ltd.	64320	2.14	0	0	0	0	0
<b>TOTAL</b>		<b>618451</b>	<b>20.62</b>	<b>0</b>		<b>0</b>	<b>0</b>	<b>0</b>





**(I)(c)(ii) Statement showing holding of securities (including shares, warrants, convertible securities) of persons (together with PAC) belonging to the category “Public” and holding more than 5% of the total number of shares of the company**

Sr. No.	Name(s) of the shareholder(s) and the Persons Acting in Concert (PAC) with them	Number of shares	Shares as a percentage of total number of shares {i.e., Grand Total (A)+(B)+(C) indicated in Statement at para (I)(a) above}	Details of warrants		Details of convertible securities		Total shares (including underlying shares assuming full conversion of warrants and convertible securities) as a % of diluted share capital
				Number of warrants	As a % total number of warrants of the same class	Number of convertible securities held	% w.r.t total number of convertible securities of the same	
1	Benjo Holdings Pvt. Ltd.	187736	6.26	0	0	0	0	0
2	Sagarkanya Inv & Finance P. Ltd.	184525	6.15	0	0	0	0	0
3	Vishwadeep Invt. & Fin. Pvt. Ltd.	181870	6.06	0	0	0	0	0
<b>TOTAL</b>		<b>554131</b>	<b>18.47</b>	<b>0</b>	<b>0</b>	<b>0</b>	<b>0</b>	<b>0</b>



**(I)(d) Statement showing details of locked-in shares**

<b>Sr. No.</b>	<b>Name of the shareholder</b>	<b>Number of locked-in shares</b>	<b>Locked-in shares as a percentage of total number of shares {i.e., Grand Total (A)+(B)+(C) indicated in Statement at para (I)(a) above}</b>
1		0	0.00
2		0	0.00
3		0	0.00
4		0	0.00
5		0	0.00
6		0	0.00
7		0	0.00
8		0	0.00
9		0	0.00
		0	
		0	
<b>TOTAL</b>		<b>0</b>	<b>0.00</b>



**(II)(a) Statement showing details of Depository Receipts (DRs)**

<b>Sr. No.</b>	<b>Type of outstanding DR (ADRs, GDRs, SDRs, etc.)</b>	<b>Number of outstanding DRs</b>	<b>Number of shares underlying outstanding DRs</b>	<b>Shares underlying outstanding DRs as a percentage of total number of shares {i.e., Grand Total (A)+(B)+(C) indicated in Statement at para (I)(a) above}</b>
1		0	0	0.00
2		0	0	0.00
3		0	0	0.00
4		0	0	0.00
5		0	0	0.00
6		0	0	0.00
7		0	0	0.00
8		0	0	0.00
9		0	0	0.00
		0	0	0.00
		0	0	0.00
<b>TOTAL</b>		<b>0</b>	<b>0</b>	<b>0.00</b>



**(II)(b) Statement showing holding of Depository Receipts (DRs), where underlying shares held by "promoter/promoter group" are in excess of 1% of the total number of shares**

<b>Sr. No.</b>	<b>Name of the DR Holder</b>	<b>Type of outstanding DR (ADRs, GDRs, SDRs, etc.)</b>	<b>Number of shares underlying outstanding DRs</b>	<b>Shares underlying outstanding DRs as a percentage of total number of shares {i.e., Grand Total (A)+(B)+(C) indicated in Statement at para (I)(a) above}</b>
1			0	0.00
2			0	0.00
3			0	0.00
4			0	0.00
5			0	0.00
6			0	0.00
7			0	0.00
8			0	0.00
9			0	0.00
<b>TOTAL</b>			<b>0</b>	<b>0.00</b>

