

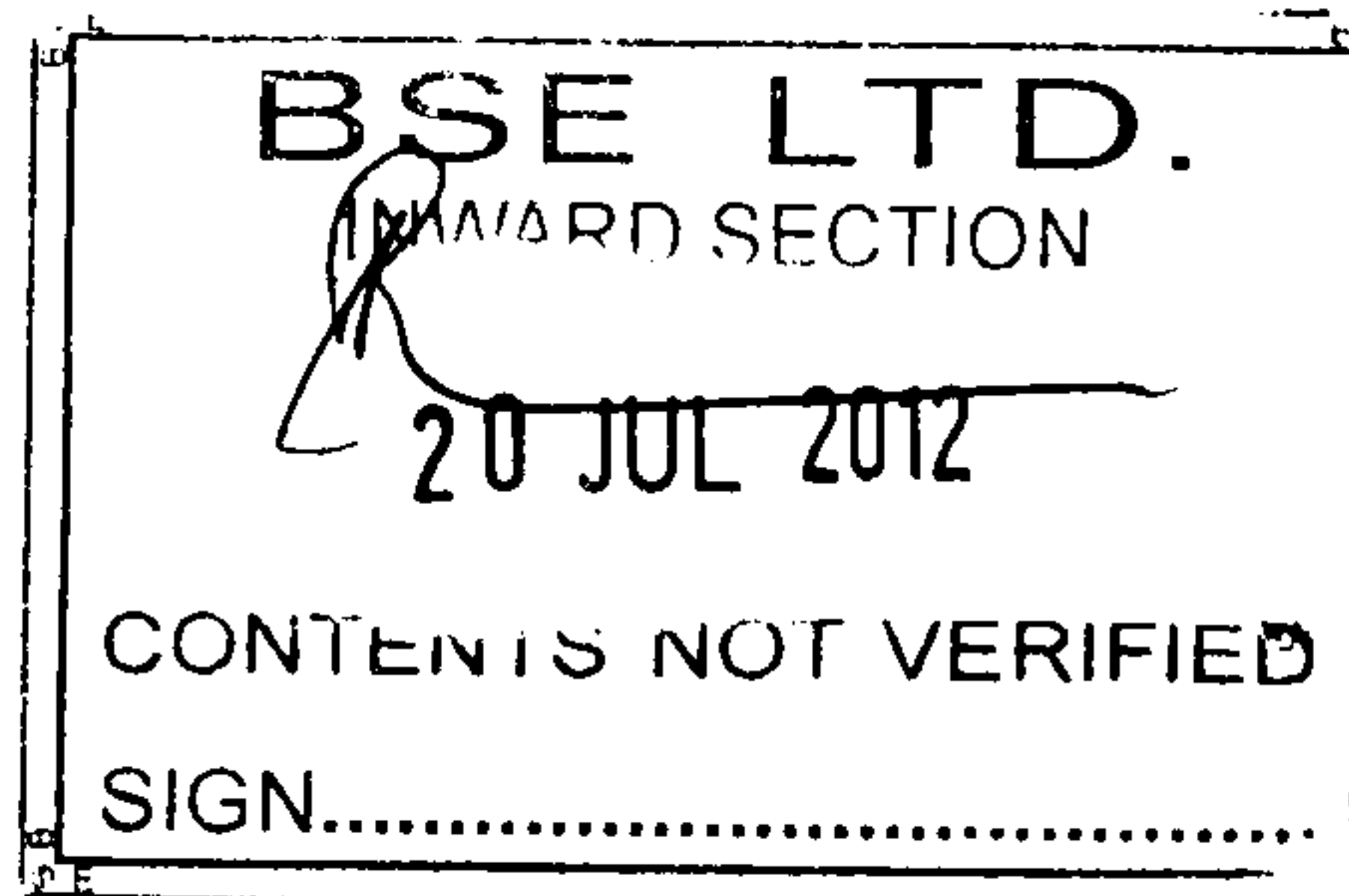
o/c



Bhogilal Building 1st Flr., 18/20,
K. Dubash Marg, Kala Ghoda.
Fort, Mumbai - 400 023. INDIA
Phone : + 91 (022) 4230 9434
Fax : + 91 (022) 2204 6053
6633 4223
E-mail : bomtravel@twltravel.com
Website : www.twltravel.com

Date: 20th July, 2012

To,
DCS-CRD.
The Bombay Stock Exchange Limited
Phiroze Jeejeebhoy Tower,
Dalal Street,
Mumbai - 400 001.



Kind Atten: Ms. Chitra Sekhar - DCS-CRD.
Sub.: Clause 35 of the Listing Agreement for the
quarter ended 30th June, 2012.

Dear Sir,


Enclosed please find the statement of shareholding pattern pursuant to Clause 35 of the Listing Agreement for the quarter ended 30th June, 2012.

Kindly acknowledge receipt of the same.

Thanking You,

Yours truly,

For TRADE-WINGS LIMITED


(Director/Authorized Signatory)

Encl: as above.

Independently owned and operated
by Trade-wings Limited



Members : AFTA • ASTA • IATA • JATA • PATA • TAAI • UFTAA • USTOA • ACAAI

Registered Office : 6, Mascarenhas Building, M. G. Road, Panji Goa - 403 001. India.


Introductory sub-table (I)(a)

Name of the Company: TRADE WINGS LIMITED				
Scrip Code, Name of the scrip, class of security: 509953, TRADWIN, EQUITY				
Quarter ended: 30th June, 2012				
Partly paid-up shares:-		No. of partly paid-up shares	As a % of total no. of partly paid-up shares	As a % of total no. of shares of the company
Held by promoter/promoter group		0	0	0
Held by public		0	0	0
		0	0	0
	Total - D	0	0	0
Outstanding convertible securities:-		No. of outstanding securities	As a % of total no. of outstanding convertible securities	As a % of total no. of shares of the company, assuming full conversion of the convertible securities
Held by promoter/promoter group		0	0	0
Held by public		0	0	0
		0	0	0
	Total - E	0	0	0
Warrants:-		No. of warrants	As a % of total no. of warrants	As a % of total no. of shares of the company, assuming full conversion of warrants
Held by promoter/promoter group		0	0	0
Held by public		0	0	0
		0	0	0
	Total - F	0	0	0
Total paid-up capital of the company, assuming full conversion of warrants and convertible securities		0	0	0




Statement Showing Shareholding Pattern

			Table (I)(a)						
Category code	Category of Shareholder	Number of Shareholders	Total number of shares	Number of shares held in dematerialized form	Total shareholding as a percentage of total number of shares		Shares Pledged or otherwise encumbered		
					As a percentage of (A+B) ¹	As a percentage of (A+B+C)	Number of shares	As a percentage	
(I)	(II)	(III)	(IV)	(V)	(VI)	(VII)	(VIII)	(IX)= (VIII)/(IV)*100	
(A)	Shareholding of Promoter and								
1	Indian								
(a)	Individuals/ Hindu Undivided Family		2	10719	9640	0.36	0.36	0	0.00
(b)	Central Government/ State Government(s)		0	0	0	0.00	0.00	0	0.00
(c)	Bodies Corporate		1	2267341	2267341	75.58	75.58	0	0.00
(d)	Financial Institutions/ Banks		0	0	0	0.00	0.00	0	0.00
(e)	Any Others(Specify)		0	0	0	0.00	0.00	0	0.00
(e-i)						0.00	0.00		0.00
(e-ii)						0.00	0.00		0.00
	Sub Total(A)(1)		3	2278060	2276981	75.94	75.94	0	0.00



2	Foreign							
a	Individuals (Non-Residents Individuals/ Foreign Individuals)	0	0	0	0.00	0.00	0	0.00
b	Bodies Corporate	0	0	0	0.00	0.00	0	0.00
c	Institutions	0	0	0	0.00	0.00	0	0.00
d	Any Others(Specify)	0	0	0	0.00	0.00	0	0.00
d-i		0	0	0	0.00	0.00	0	0.00
d-ii		0	0	0	0.00	0.00	0	0.00
	Sub Total(A)(2)	0	0	0	0.00	0.00	0	0.00
	Total Shareholding of Promoter	3	2278060	2276981	75.93	75.94	0	0.00
(B)	Public shareholding							
1	Institutions							
(a)	Mutual Funds/ UTI	0	0	0	0.00	0.00	0	0.00
(b)	Financial Institutions / Banks	0	0	0	0.00	0.00	0	0.00
(c)	Central Government/ State Government(s)	0	0	0	0.00	0.00	0	0.00
(d)	Venture Capital Funds	0	0	0	0.00	0.00	0	0.00
(e)	Insurance Companies	0	0	0	0.00	0.00	0	0.00
(f)	Foreign Institutional Investors	0	0	0	0.00	0.00	0	0.00
(g)	Foreign Venture Capital Investors	0	0	0	0.00	0.00	0	0.00
(h)	Any Other (specify)	0	0	0	0.00	0.00	0	0.00
(h-i)		0	0	0	0.00	0.00	0	0.00
(h-ii)		0	0	0	0.00	0.00	0	0.00
	Sub-Total (B)(1)	0	0	0	0.00	0.00		
B 2	Non-institutions							



(a)	Bodies Corporate	18	626800	3749	20.89	20.89	0	0.00
(b)	Individuals	0	0	0	0.00	0.00	0	0.00
I	Individuals -i. Individual shareholders holding nominal share capital up to Rs 1 lakh	787	95080	31108	3.17	3.17		
II	ii. Individual shareholders holding nominal share capital in excess of Rs. 1 lakh.	0	0	0	0.00	0.00	0	0.00
(c)	Any Other (specify)				0.00	0.00		
(c-i)	NRI (Repatriates)	1	60	60	0.00	0.00		
(c-ii)	Clearing Member	0	0	0	0.00	0.00	0	0.00
	Sub-Total (B)(2)	806	721940	34917	24.06	24.06		
(B)	Total Public Shareholding (B)= (B)(1)+(B)(2)	806	721940	34917	24.06	24.06		
	TOTAL (A)+(B)	809	3000000	2311898	100.00	100.00		
(C)	Shares held by Custodians and against which Depository Receipts have been issued							
1	Promoter and Promoter Group	0	0	0	0	0.00	0	0.00
2	Public	0	0	0	0	0.00	0	0
	Sub-Total (C)	0	0	0	0	0	0	0
	GRAND TOTAL (A)+(B)+(C)	809	3000000	2311898		100.00	0	0.00



Notes



(I)(b) Statement showing holding of securities (including shares, warrants, convertible securities) of persons belonging to the category “Promoter and Promoter Group”

Sr. No.	Name of the shareholder	Details of Shares held		Encumbered shares (*)			Details of warrants		Details of convertible securities		Total shares (including underlying shares assuming full conversion of warrants and convertible securities) as a %
		Number of shares held	As a % of grand total (A) +(B) +(C)	No.	As a percentage	As a % of grand total (A)+(B)+ (C) of sub-clause (I)(a)	Number of warrants held	As a % total number of warrants of the same class	Number of convertible securities held	As a % total number of convertible securities of the same class	
(I)	(II)	(III)	(IV)	(V)	(VI)=(V)/(III)*100	(VII)	(VIII)	(IX)	(X)	(XI)	(XII)
1	Appease Investments & Finance Private Limited	2267341	75.58	0	0.00	0.00	0	0	0	0	0
2	Shailendra P Mittal	9640	0.32	0	0.00	0.00	0	0	0	0	0
3	Shailendra Mittal Family Trust	1079	0.04	0	0.00	0.00	0	0	0	0	0
			0.00		0.00	0.00	0	0	0	0	0
TOTAL		2278060	75.94	0	0.00	0.00	0	0	0	0	0


(*) The term “encumbrance” has the same meaning as assigned to it in regulation 28(3) of the SAST Regulations, 2011



(D)(c)(i) S


category "Public" and holding more than 1% of the total number of shares

Sr. No.	Name of the shareholder	Number of shares held	Shares as a percentage of total number of shares {i.e., Grand Total (A)+(B)+(C) indicated in Statement at para (D)(a) above}	Details of warrants		Details of convertible securities		Total shares (including underlying shares assuming full conversion of warrants and convertible securities) as a % of diluted share capital
				Number of warrants held	As a % total number of warrants of the same class	Number of convertible securities held	% w.r.t total number of convertible securities of the same class	
1	BENJO HOLDINGS P LTD	187736	6.26	0	0	0	0	0
2	SAGARKANYA INV & FINANCE P LTD	184525	6.15	0	0	0	0	0
3	VISHWADEEP INVT & FINANCE P LTD	181870	6.06	0	0	0	0	0
4	VISHWABHARTI HOLDINGS PVT LTD	64320	2.14	0	0	0	0	0
TOTAL		618451	20.62	0		0	0	0




(D)(c)(ii) Statement showing holding of securities (including shares, warrants, convertible securities) of persons (together with PAC) belonging to the category “Public” and holding more than 5% of the total number of shares of the company

Sr. No.	Name(s) of the shareholder(s) and the Persons Acting in Concert (PAC) with them	Number of shares	Shares as a percentage of total number of shares {i.e., Grand Total (A)+(B)+(C) indicated in Statement at para (I)(a) above}	Details of warrants		Details of convertible securities		Total shares (including underlying shares assuming full conversion of warrants and convertible securities) as a % of diluted share capital
				Number of warrants	As a % total number of warrants of the same class	Number of convertible securities held	% w.r.t total number of convertible securities of the same	
1	BENJO HOLDINGS P LTD	187736	6.26	0	0	0	0	0
2	SAGARKANYA INV & FINANCE P LTD	184525	6.15	0	0	0	0	0
3	VISHWADEEP INVT & FINANCE P LTD	181870	6.06	0	0	0	0	0
TOTAL		554131	18.47	0	0	0	0	0



(I)(d) Statement showing details of locked-in shares

Sr. No.	Name of the shareholder	Number of locked-in shares	Locked-in shares as a percentage of total number of shares {i.e., Grand Total (A)+(B)+(C) indicated in Statement at para (I)(a) above}
1		0	0.00
2		0	0.00
3		0	0.00
4		0	0.00
5		0	0.00
6		0	0.00
7		0	0.00
8		0	0.00
9		0	0.00
		0	
		0	
TOTAL		0	0.00



(II)(a) Statement showing details of Depository Receipts (DRs)

Sr. No.	Type of outstanding DR (ADRs, GDRs, SDRs, etc.)	Number of outstanding DRs	Number of shares underlying outstanding DRs	Shares underlying outstanding DRs as a percentage of total number of shares {i.e., Grand Total (A)+(B)+(C) indicated in Statement at para (I)(a) above}
1		0	0	0.00
2		0	0	0.00
3		0	0	0.00
4		0	0	0.00
5		0	0	0.00
6		0	0	0.00
7		0	0	0.00
8		0	0	0.00
9		0	0	0.00
		0	0	0.00
		0	0	0.00
TOTAL		0	0	0.00



(II)(b) Statement showing holding of Depository Receipts (DRs), where underlying shares held by "promoter/promoter group" are in excess of 1% of the total number of shares

Sr. No.	Name of the DR Holder	Type of outstanding DR (ADRs, GDRs, SDRs, etc.)	Number of shares underlying outstanding DRs	Shares underlying outstanding DRs as a percentage of total number of shares {i.e., Grand Total (A)+(B)+(C) indicated in Statement at para (I)(a) above}
1			0	0.00
2			0	0.00
3			0	0.00
4			0	0.00
5			0	0.00
6			0	0.00
7			0	0.00
8			0	0.00
9			0	0.00
			0	0.00
			0	0.00
TOTAL			0	0.00

